


Investing in Your Wellbeing

One membership, countless ways to be fit



Morgan Stanley subsidizes employees' Gympass memberships, giving you access to:



Gyms and studios



1-on-1 virtual personal training



Live-streamed classes



Apps and on-demand fitness content

Enroll in the membership tier that meets your needs so you can work out near the office, near home and at home.

Morgan Stanley pays 50% of your fees - up to €48 a month (or €576 a year):

Note: The employee rates below reflect the Firm subsidy.

Free Digital Plan You pay € 0/month Your dependents each pay € 0/month 5 wellbeing apps	Starter You pay € 4.99/month Your dependents each pay € 9.99/month Available Gyms 10 + 20 apps	Basic You pay € 9.99/month Your dependents each pay € 19.99/month Available Gyms 200 + 25 apps + 2 virtual personal training sessions per month	Silver You pay € 17.50/month Your dependents each pay € 34.99/month Available Gyms 800 + 30 apps + 4 virtual personal training sessions per month
Gold You pay € 28.50/month Your dependents each pay € 56.99/month Available Gyms 1,400 + 30 apps + 4 virtual personal training sessions per month	Platinum You pay € 47.50/month Your dependents each pay € 94.99/month Available Gyms 1,700 + 30 apps + 4 virtual personal training sessions per month	Diamond You pay € 101.99/month Your dependents each pay € 149.99/month Available Gyms 2,000 + 30 apps + 8 virtual personal training sessions per month	

No initiation fees. No cancellation fees. No strings attached.

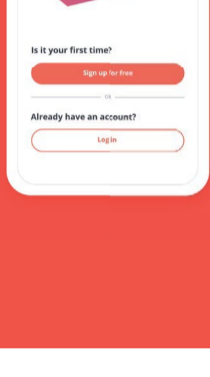
When you become a member, you may invite your dependents to start a Gympass membership of their own.

Dependents are not eligible to receive a subsidy from Morgan Stanley.

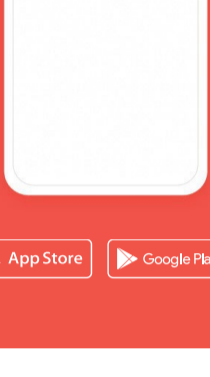
*Note: Morgan Stanley's program subsidy is a taxable benefit. You are liable to pay tax / social security on the Firm's monthly subsidy amount. For Gympass' digital solution, there are no tax implications.

Register to see the gyms and studios near you

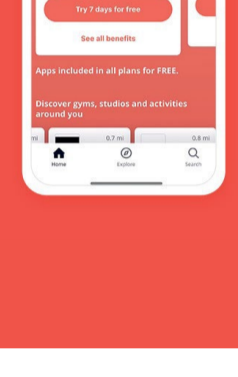
1. Download the Gympass app to your phone or visit our website at gympass.com



2. Create an account by selecting Morgan Stanley - US as your company and using your Morgan Stanley email address

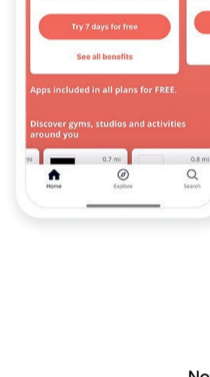


3. Explore your fitness options by membership tier

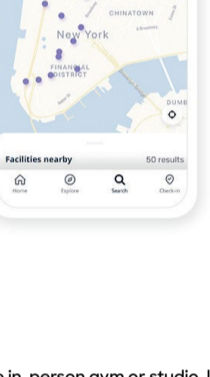


Pick your plan and go to the gym or take a class

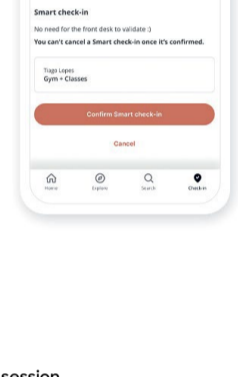
1. Log on to the Gympass app or website, add the plan you want to your basket and enter a payment method (Note: This does not require payment)



2. Search for a gym or activity near you in your plan and book your visit/class




3. When you arrive at the gym, open the Gympass app and click Check-In. Find your gym on the list, select the workout you want and click Confirm



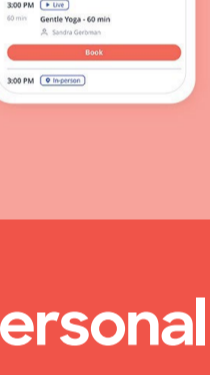
Note: Each day, you may check-in to one in-person gym or studio, live class, or personal training session (use of the Gympass apps and virtual classes is unlimited throughout the day).

Join a live-streamed class

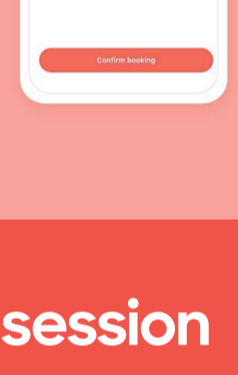
1. Open the Gympass app or website and go to Explore



2. Check out the classes on the schedule and click Book

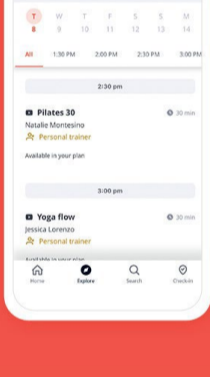


3. Click Confirm Booking. You'll receive a link by email to join the class

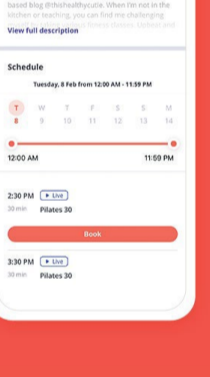


Book a virtual personal training session

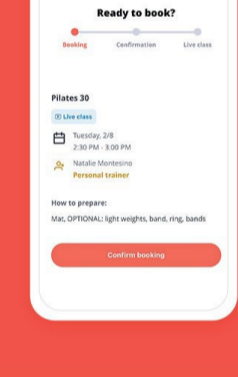
1. Open the Gympass app or website and go to Explore



2. Search for classes, setting the filter to Personal Training

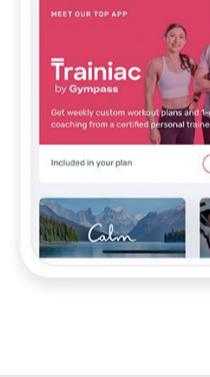


3. Book your session and confirm it. On the day of the session, we'll email you a link

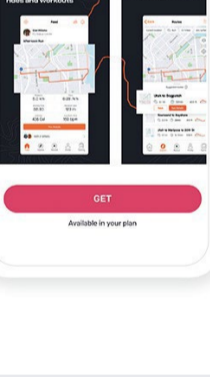


Access partner wellbeing apps

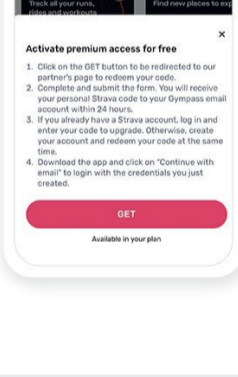
1. Open the Gympass app or our website and navigate to apps included in your plan



2. Check out the list of partner apps




3. Choose an app, read the instructions, and click activate



All Gympass memberships include at least these 5 wellbeing apps, with more apps added at the different membership tiers



Instafit
Take your exercise anywhere and get in shape with hundreds of workouts led by the best coaches in HIIT, dance, kickboxing, yoga, meditation and more!



MyFitnessPal
An app with real nutritionists, who will help you to lose weight and live a healthy life with personalized meal plans and workouts



Mobills
A budget planning app that allows you to create a custom monthly budget that will help you take control of your money.



Meditopia
Motivation, health and well-being with power of mindfulness and meditation through daily doses of inspiration.



Fabulous
A daily planner and self-care habit tracking app that uses behavioral science to help people make smart changes and build healthy habits

Gympass: FAQ

GETTING STARTED

What does Gympass offer members?
 • **The Gympass Network:** Gympass has the world's largest network of gyms, studios, and facilities that our members may use with one membership.
 • **Gympass Partner Apps:** In the same way that Gympass gives members access to a network of gyms and studios, your membership includes a network of on-demand apps on your smartphone. These apps help you with your overall wellbeing: from developing a nutrition plan to working out to meditating.
 • **Live-Streamed Classes:** Gyms and studios in the Gympass network host live classes on the Gympass app for members who want to work out at home or can't make it to a gym or studio.
 • **1:1 Virtual Personal Training:** Members in the Basic Gympass membership or above may book 1-on-1 sessions with certified personal trainers. Sessions include bodybuilding, HIIT, bootcamp, yoga, Pilates, and much more. You'll check in on the app and receive a live link to join a virtual video session with your trainer. The number of monthly training sessions depends on your plan - ranging from 2 to 8 sessions, per month.

How do I sign up for Gympass?
 Download the Gympass app, or visit gympass.com and register - entering your Morgan Stanley email address and creating a password. Explore the different plans and facilities within our network before choosing a plan.

May I dependents join Gympass?
 Yes. Once you activate the Digital plan or above, you will see a button in the app or on the website to refer dependents*. Complete the form with their information, and we will email them to invite them to get started. Each of your dependents will choose their own plan at standard Gympass rates and complete their purchase (dependents are not eligible for the Morgan Stanley subsidy). They do not have to choose the same plan you have. You will need to pay for your dependents; however, there is an option to enter different or credit cards. Plan prices are per person. *A dependent is defined as your spouse, domestic partner or child of any age.

MEMBERSHIP TIERS/PLANS

How do I choose my plan?
 Review the fitness facilities included and add your desired plan to your basket to start your wellbeing journey. Proceed to checkout and enter a credit card. Note that even the free digital plan requires you enter payment information although you won't be charged unless you upgrade to a paid plan. Once you enter a payment option and start your plan, you may use Gympass.

May I change my plan?
 Yes. You may change your plan at any time by logging into 'My Account' and selecting 'Plan Management'. If you upgrade your plan, the upgrade will happen immediately and you will be charged on a prorated basis. If you downgrade your plan, your active plan will continue through the end of the monthly billing cycle and your next bill will reflect the lower fee.

What is the plan cancellation policy?
 Is there a charge?
 You may cancel your plan or participation at any time, at no charge. Log in to your account and go to 'Plan Management' to see other plan options. Your membership and access to fitness facilities will continue until the end of your current billing cycle. Monthly billing will end once you have confirmed the cancellation. Plans renew monthly (and vary by individual), with no minimum term or contract length.

Are there any restrictions to the Gympass benefit?
 You have 1 check-in each day at an in-person gym or studio, live class, or personal training session - and unlimited use of the Gympass apps. Additionally, depending on the plan you select, you may take a prescribed number of exclusive classes. *This will apply to gyms marked as exclusive in the Gympass app.

What is included in the free Digital plan?
 With the free Digital plan, enjoy 3 live classes each week with our fitness partners and 5 partner apps that you can download and use.

SUBSIDY

How does the Morgan Stanley subsidy work? Gympass has various membership tiers, including a free virtual-only tier. You pick the option that's right for you based on price and the gyms and studios you want - and Morgan Stanley pays 50% of your membership, up to €48 a month, or €576 annually. The subsidy is already reflected in the price plans you see on the Gympass app or on desktop.

May I use the Firm subsidy at any gym?
 No. The subsidy may be used only at gyms and studios in Gympass' network. If your gym is not in-network, you can recommend it to Gympass for inclusion. Although there is no guarantee all gyms members recommend will be added, Gympass grows its network of gyms regularly.

May I use the subsidy to purchase at-home fitness equipment?
 No. Currently, the Firm does not subsidize at-home fitness equipment. Gympass offers free virtual and on-demand fitness options, which can be used at home, with or without equipment. Gympass does, however, have a partnership with Tempo where you can save 35% on Tempo Move and the Tempo Studio Starter Package. You can learn more here: promo.gympass.com/us/tempo.

GYM, STUDIO, & APP PARTNERS

How do I find which gyms/studios are in my area before signing up?
 Downloading and creating a Gympass account is free when you use your Morgan Stanley email address. You can then view all the facilities and pricing from the app before purchasing a plan.

My favorite gym/studio isn't part of the Gympass network, may I add it?
 We take (and love) referrals. Our Gym Partnerships team is constantly working to expand our network. To submit a referral, log on to your Gympass account on the app or website, click your account profile and scroll down until you see 'Refer a facility'. Share any information you have about the gym or studio and we'll update you if it is added to the Gympass network.

How quickly will my referred facility be included in the Gympass network?
 Your request will be sent to the Gympass Partnership team and you will receive an email if the facility has joined the Gympass network. Network additions vary from gym to gym. There are no guarantees that a gym will be added to our network, but we will do our best.

Is there a list of Gympass' wellbeing partner apps?
 Once you create your Gympass account (and before you pay for a plan), you will be able to view everything Gympass offers. Log in to the Gympass app, click the Explore tab, then Apps to see our apps, gyms and studios that you can use once you enroll in a plan. Make sure to look at the wellbeing partner app's specific page for instructions on how to access the app.

USING GYMPASS

How do I book a class at an in-person facility?
 Visit the facility's page on the Gympass app or website, and follow the instructions for that facility. Many facilities let you book classes right through the app; others may require you to call or email the gym or studio. Note: You may visit an in-person facility only once a day.

How do I book a live class?
 Every live class can be booked right on the Gympass app. Once you open the app, click on the explore tab and select live classes. There you will see the options of live classes offered from various partners. Click on 'Confirm your booking' once you have identified the class you would like to take and you will receive a link via email to join the live class.

What happens in cases of late cancel or no-show?
 Our partnered studios and gyms have their cancellation policies, and they may differ from each other. To avoid missing your daily check-in, cancel your booking within the partner's allowed cancellation period. You can find this information on Bookings in the app or your booking confirmation email. In cases of no-shows, the check-in will be counted, and you will not be able to access another class, gym, or studio on the same day. If you cancel a booking at short notice or don't attend the class 4 times in one month, new bookings will be automatically blocked until the end of the month. Your check-in for partners that do not require an advanced booking will still be available. Only new bookings will be blocked until the end of the month.

How do I use Gympass' wellbeing partner apps?
 Click the Explore tab, then Apps to see the apps that you can use included in your plan. Click the app you're interested in to read more and click "Activate" when you're ready to start using it! You will be directed to the wellbeing partner app's specific page for instructions on how to access the app.

OTHER

What if I already have a year-long membership/contract with a Gympass partner gym, studio or app?
 Gympass works with all of our fitness partners to provide the smoothest membership transfer process possible, but the process will vary from club to club on how they support the transfer from an annual/monthly membership to Gympass. Gympass is unable to grandfather in existing gym memberships, but please reach out someone at your current gym or studio to see how long you have left of your contract length and then reach out to a Gympass representative via the Help Center to discuss when it makes most sense to start your Gympass membership.

To view gyms, studio, services and apps that come with Gympass, create your account (you won't be charged until you enroll in a plan) at Gympass.com

Need more help?

Chat with us: <https://help.gympass.com>
 Email us: mshelp@gympass.com
 Find more information: promo.gympass.com/morgan-stanley